
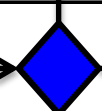



## Prosedur Peta Dinamik

No	Aktifitas	Pelaksana			Mutu Baku			Ket.
		Lab. Epidemiologi	Infovet	Pranata Komputer				
					Kelengkapan	Waktu	Out put	
1	2	3	4	5	7	8	9	10
1	Penyiapan Data Peta Penyakit				Data Penyakit Hewan	1 Jam	Data Spesimen	
2	Input ke dalam sistem ("geojson.10")				Komputer, Jaringan Internet	3 Jam	Data Spesimen	
3	Display di dalam Website Balai				Komputer, Jaringan Internet	1 hari	Data Spesimen	

Flowchart details:  
 - A yellow rounded rectangle (start) is in the 'Lab. Epidemiologi' column of row 1.  
 - An arrow points from this rectangle to a blue diamond decision box in the 'Infovet' column of row 2.  
 - From the diamond, a 'Tidak' path goes left to the yellow rounded rectangle in row 1.  
 - A 'Ya' path goes down to a yellow rounded rectangle in the 'Pranata Komputer' column of row 3.